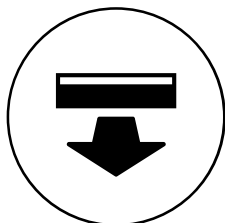


NC

TOOL SYSTEM PRO SERIES



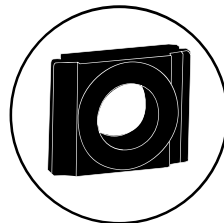
NC solutions feature special bushings and frames for safely and tidily organising mandrels and other tools typically used in numerical control machinery. The **ABS bushings** are resistant to impacts, can be easily cleaned and are available in different sizes based on the type of instrument to be contained. They are positioned on **horizontal or inclined frames** which can be installed directly on a workbench support, on a trolley or inserted into cabinets inside drawers or to replace shelves.



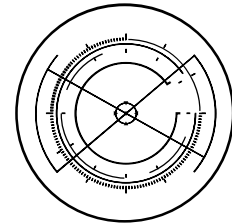
**FULL-EXTENSION
DRAWERS**



**CABINET LOAD
CAPACITY 1200 KG**



**WIDE RANGE OF
TOOL HOLDERS**



CONFIGURABLE

TOOL SYSTEM



[CONFIGURE](#)



[CONFIGURE](#)

ART.	W mm	D mm	H mm	KG	No. of pairs of frames for cabinet	No. of pairs of frames for drawer	No. of drawers	No. of tool holders	type of tool holders	RAL
PERFOMNC01	1023	555	2000	1200	2	-	-	84	ISO 40	7035
PERFOMNC02	1023	555	2000	1200	2	-	-	84	ISO 40	5012
PERFOMNC03	1023	555	2000	1200	2	-	-	50	ISO 50	7035
PERFOMNC04	1023	555	2000	1200	2	-	-	50	ISO 50	5012
PERFOMNC05	1023	555	2000	1200	2	-	-	60	HSKA63-B80	7035
PERFOMNC06	1023	555	2000	1200	2	-	-	60	HSKA63-B80	5012
PERFOMNC07	1023	555	2000	1200	1	1	2	84	ISO 40	7035
PERFOMNC08	1023	555	2000	1200	1	1	2	84	ISO 40	5012
PERFOMNC09	1023	555	2000	1200	1	1	2	50	ISO 50	7035
PERFOMNC10	1023	555	2000	1200	1	1	2	50	ISO 50	5012
PERFOMNC11	1023	555	2000	1200	1	1	2	60	HSKA63-B80	7035
PERFOMNC12	1023	555	2000	1200	1	1	2	60	HSKA63-B80	5012



[CONFIGURE](#)

ART.	W mm	D mm	H mm	KG without wheels	KG wheel set	No. of frames	No. of tool holders	type of tool holders	RAL
COMBINC01	1064	512	892	500	825	3	35	ISO 40	7035+7000
COMBINC02	1064	512	892	500	825	3	35	ISO 40	5012+7000
COMBINC03	1064	512	892	500	825	3	25	ISO 50	7035+7000
COMBINC04	1064	512	892	500	825	3	25	ISO 50	5012+7000
COMBINC05	1064	512	892	500	825	3	25	HSKA63-B80	7035+7000
COMBINC06	1064	512	892	500	825	3	25	HSKA63-B80	5012+7000



LOAD CAPACITY



RAL 7035+RAL 7000



RAL 5012+RAL 7000



RAL 5012








RAL 7035



WORKTOP TOOL-HOLDER FRAME

ART.	W mm	D mm	H mm	RAL
FNC20100008	565	450	351	7035
FNC20100004	565	450	351	5012

TOOL HOLDER

ART.	type	Multiple of order	max. qty.				
							
FNC95100003	ISO 30	7	7	21	42	35	21
FNC95300003	ISO 40	7	7	21	42	35	21
FNC95400003	ISO 45	6	6	18	30	30	18
FNC95500003	ISO 50	5	5	15	25	20	15
FNC95600003	VDI30	7	7	21	42	35	21
FNC95700003	VDI40	5	5	15	30	30	15
FNC95800003	VDI50	5	5	15	30	30	15
FNC95900003	VDI60	5	5	15	25	20	15
FNC97200003	MORSE TAPER 2	7	7	21	42	35	21
FNC97300003	MORSE TAPER 3	7	7	21	42	35	21
FNC97400003	MORSE TAPER 4	7	7	21	42	35	21
FNC97500003	MORSE TAPER 5	5	5	15	30	30	15
FNC92700003	CAPTO C3	7	7	21	42	35	21
FNC92750003	CAPTO C4	5	5	15	30	30	15
FNC92800003	CAPTO C5	5	5	15	30	30	15
FNC92850003	CAPTO C6	5	5	15	30	30	15
FNC92900003	CAPTO C8	5	5	15	20	20	15
FNC92100003	HSKA32-B40	7	7	21	42	35	21
FNC92200003	HSKA40-B50	7	7	21	42	35	21
FNC92300003	HSKA50-B63	5	5	15	30	30	15
FNC92400003	HSKA63-B80	5	5	15	30	30	15
FNC92500003	HSKA80-B100	5	5	15	20	20	15
FNC92600003	HSK A100-B125	5	5	15	20	20	15
FNC96400003	2"	6	6	18	30	30	18
FNC96500003	2" 1/4	5	5	15	25	20	15

COMPONENTS



HINGED DOOR CABINET 54X27 EH

ART.	W mm	D mm	H mm	KG	RAL
FAA1420C000PD	1023	555	2000	1200	7035+7016
FAA1420C00008	1023	555	2000	1200	7035
FAA1420C00004	1023	555	2000	1200	5012



TELESCOPIC-EXTENSION DRAWERS 54X27 EH

ART.	useful dimensions			KG	EXTRACTION	drawer front h mm	RAL
	W mm	D mm	H mm				
FAC9912190008	908	449	85	100	100%	100	7035
FAC9912190004	908	449	85	100	100%	100	5012
FAC9912190039	908	449	85	100	100%	100	7016
FAC9912210008	908	449	135	100	100%	150	7035
FAC9912210004	908	449	135	100	100%	150	5012
FAC9912210039	908	449	135	100	100%	150	7016



TOOL-HOLDER FRAME WITH 3 ROWS FOR DRAWERS COMPLETE WITH SUPPORTS - 2-PC PACK

Tool holders excluded

ART.	W mm	D mm	H mm	RAL
FNC5140S101	894	446	142/180	7000



WORKTOP TOOL-HOLDER FRAME WITH 3 ROWS FOR CABINET - 2-PIECE PACK

ART.	W mm	D mm	H mm	KG	RAL
FNC5160S101	965	444	68	150	7000



SWIVEL WHEEL



SWIVEL WHEEL WITH BRAKE



FIXED WHEEL

WHEELED TOOL-HOLDER TROLLEY

ART.	W mm	D mm	H mm	KG	Wheels					RAL	
					without wheels	Ø mm	material	KG	wheel set		SWIVEL WHEEL
FCNF1001056	1064	512	892	500		125	Nylon	825	2	2	7035+7000
FCNF1001051	1064	512	892	500		125	Nylon	825	2	2	5012+7000



LOAD CAPACITY



EXTRACTION



RAL 7035 + RAL 7016



RAL 7035 + RAL 7000



RAL 5012 + RAL 7000



RAL 5012



RAL 7000



RAL 7016



RAL 7035